



module integration for the platform  
PrestaShop 1.6 and 1.7

# Summary

<b>Summary</b>	<b>2</b>
<b>Release Notes</b>	<b>3</b>
<b>Prerequisite</b>	<b>3</b>
<b>Module installation</b>	<b>3</b>
<b>Module configuration</b>	<b>3</b>
<b>Adding URLs to a product</b>	<b>6</b>
<b>List of retrieved prices</b>	<b>8</b>
<b>Implementation of the planned task</b>	<b>8</b>

# 1. Release Notes

Version : 1.0

Date : 5 February 2020

Author : Scrapingbot

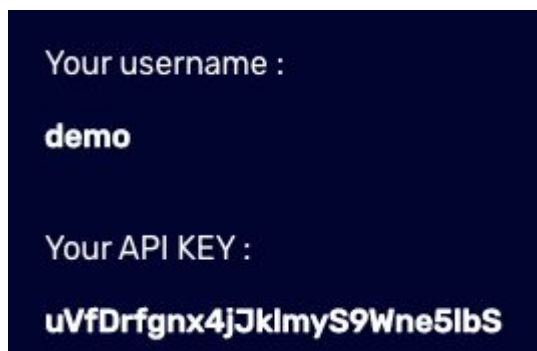
## 2. Prerequisite

Minimum version : PrestaShop 1.6

Web Server : cURL functionality installed and enabled

Need to create an account on <https://www.scraping-bot.io/login-scraping-bot-user-account/> and retrieve your Username and API KEY

Example :



**This is an example, these codes do not work**

## 3. Module installation

Simply use the built-in installer of Prestashop :

- Go to modules
- Click on "Add a new module" in the top right corner
- Import the scrapinbot.zip archive
- Click on "install".

The module is ready for use!

## 4. Module configuration

The configuration of the module is divided into 4 parts: :

### 4.1. "Parameters" tab

SCRAPING-BOT V1.0

PARAMETERS ADVANCED CRON

\* ScrapingBot Username

ScrapingBot API Key

[Check your connection](#)

Display on product page YES NO

Choosing display hook displayProductButtons

Number of platforms to display 5

Allow super proxies YES NO

Some platforms such as Amazon are complex to analyze to retrieve prices, this cost is then 10 credits.

- Enter your ScrapingBot username and **API key**.
- **Save**
- Click on **Check your connection**. If your information are correct and your subscription is active, a window will appear and the **Your subscription** section will be updated



The subscription part :

**Your subscription**

Your are on : **Developer**

For this month, you still have use : **0 / 100** credits

[See our different offers](#)

- **"Show on product page"**: Choose whether or not you want to display the prices of competing platforms (merchants) on your product page.
- **"Choose display hook"** Indicate where on your product page that you want to show the comparison table.
- **"Number of prices to display"**: Enter here how many competitor prices you would like to display. We recommend a maximum of 5 prices.

- **"Allow super proxies"**: This option allows you to retrieve the prices from websites that are more tricky to scrape, Amazon for example.

#### 4.2. "Advanced tab"

This tab allows you to configure some advanced settings.

\* Email expeditor

\* Number product by cron

\* Delay to update product hours

Enabled logs YES NO

- **Sender's email**: If a price is not successfully retrieved, a button will allow you to request an investigation to the ScrapingBot support team. The ScrapingBot support team will get back to you on e-mail address you provided here.
- **"Number of product per cron" and "Time to update a price"**: Set up the quantity of URLs to process, at what time and at what frequency. **We recommend to leave the default parameters, we cannot guarantee that the module will work correctly if you set higher values.**
- **"Enable logs"**: In case of recurring problems, the support team may ask you to enable logs.

#### 4.3. "Cron" tab

This section gives you information on how to set up scheduled price collection tasks (called cron tasks).

#### 4.4. Platform Management

The platforms are retail websites from which the prices will be retrieved. They are used for the product part (see 5.) and for the price display on the product page.

LIST OF PLATFORMS 2				
ID	Name	Url to scrape	Enabled	
1	Amazon	www.amazon.com	✓	Edit
2	ebay	www.ebay.com	✓	Edit

- To add a platform, click on 

CREATE A PLATFORM

\* Name

\* Url

Image

Add file

\* Active

YES

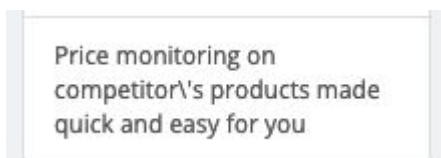
NO

Save

- Fill in the platform details.
- The logo will be used for display on the product sheet.
- "Activate" allows you to choose if the platform should be displayed on the product page.
- Click on "save"

## 5. Adding URLs to a product

In the administration of a product master record  
PrestaShop 1.6 : an additional tab



PrestaShop 1.7 : In the "modules" tab, the Scrapingbot module appears, click on "Configure".



## Price monitoring on competitor's products made quick and easy for you

1.0 by Scrapingbot

Scrape and extract data from any product page without getting blocked !


[Configure](#)


Set up the quantity of URLs to process, at what time and at what frequency.


PRODUCT URL BY PLATFORM				
Plateform	Product URL	Last update	Price	Shipping Fees
Amazon	<input type="text"/>	-	-	-
ebay	<input type="text"/>	-	-	-

Paste the url of your product in one of the listed platforms

PRODUCT URL BY PLATFORM				
Plateform	Product URL	Last update	Price	Shipping Fees
Amazon	<input type="text"/>	-	-	-
ebay	<input type="text" value="https://www.ebay.fr/itm/T-shirt-uni-homme-manches-courtes-B-C-COULEUR-BLI"/>	-	-	-

Cancel

Save and stay


Save

Collect the price now

After clicking the save button, you can click the Collect the prices now to manually start the price retrieval.

PRODUCT URL BY PLATFORM

Platform	Product URL	Last update	Price	Shipping Fees
Amazon		-	-	-
ebay	https://www.ebay.fr/itm/T-shirt-uni-homme-manches-courtes-B-C-COULEUR-BLUE-CLASH-EFFET-VINTAGE-d%C3%A9lav%C3%A9	02/06/2020 10:35:58	13,99 €	0,00 €



T-shirt uni homme manches courtes B&C COULEUR BLUE CLASH EFFET VINTAGE délavé

Les meilleures offres pour T-shirt uni homme manches courtes B&C COULEUR BLUE CLASH EFFET VINTAGE délavé sont sur ? Comparez les prix et les spécificités des produits neufs et d'occasion ? Pleins d'articles en livraison gratuite!

Collect the price now

You can start a price collection at any moment with this button, independently from the cron tasks.

## 6. Listing of collected prices

You can start a price collection at any moment with this button, independently from the cron tasks.

SCRAPINGBOT PRICE 10

Id

Id Product

Product

Platform

Last update

Current competitor's price

My Price


From

To

Search

10	1	T-shirt délavé à manches courtes	ebay	02/06/2020 10:35:58	13,99 €	19,81 €	View
8	2	Chemisier	Amazon	01/16/2020 12:05:21	13,99 €	32,40 €	View

This page allows you to see the history of retrieved prices. You can filter them by Product, Platform or last Update date

You can also export the list in csv format by clicking on 

## 7. Implementation of planned task

See 4.3